

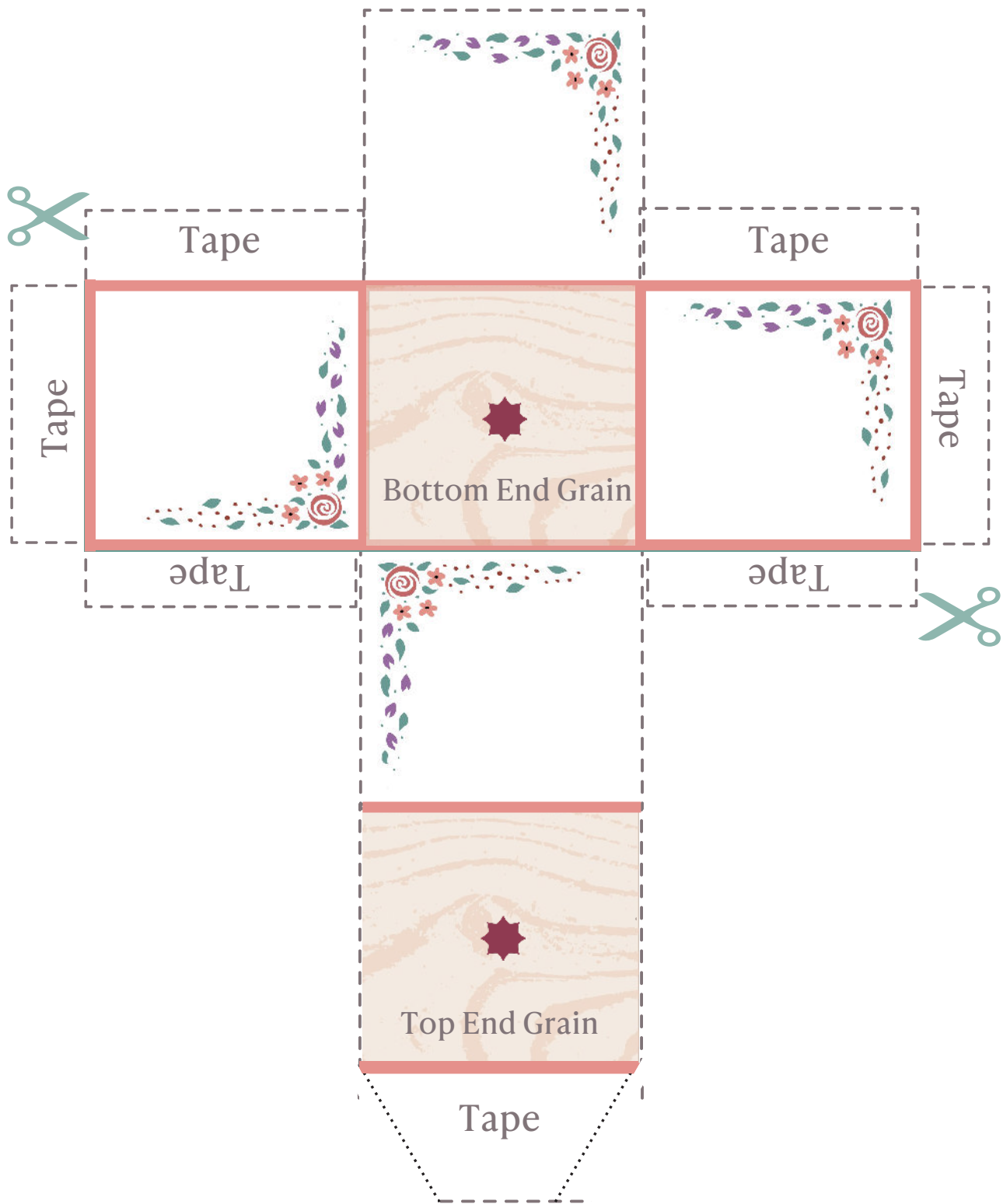


# 'Moody Roses' Practice Sheet

Use your detail brush to practice making the tiny flowers to recreate the 'Moody Roses' wooden toys. Don't worry if you make a mistake! Just take your time, match the paint colors to flowers below, and trace over with your detail brush. When you feel ready, try to freehand the flowers in the blank boxes below. Be sure to download the 3-D box template to see how each flower book-matches the other's on a wooden block.





Use this 3D Template as a handy guide for creating beautiful toys.

Cut along the dotted lines and fold along the pink lines, tucking the 'tape' edges inside to create a paper block. Use tape or glue to help hold it together.